

1140 Series GEN 3 LED Heavy Duty Wide Area Lighting



FLEXIBLE CEILING HANGER OR USE WITH
OPTIONAL PIVOTING FLOOR STAND


EASILY "DAISY-CHAIN" SELECT MODELS TO
COVER LARGE WORK AREAS



DURABLE AND RUGGED INDOOR /
OUTDOOR CONSTRUCTION

NON-CONDUCTIVE
HOUSING

24,000 LUMENS



SHATTER RESISTANT
POLYCARBONATE FRAME

LED ENERGY EFFICIENT
LIGHTING TECHNOLOGY

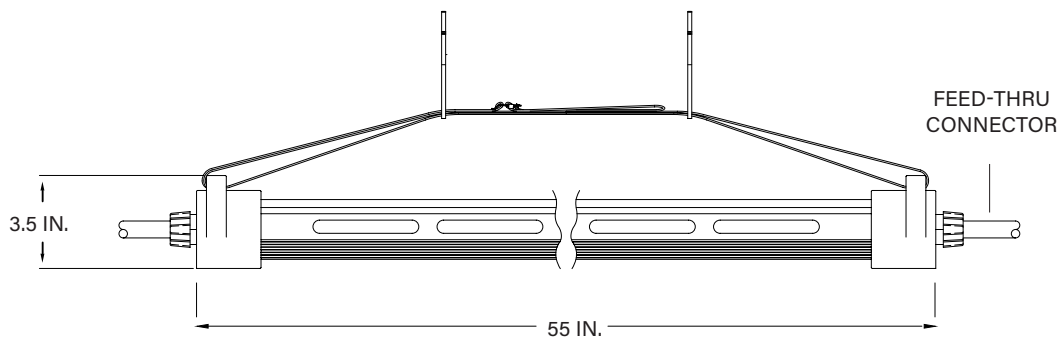


Other Standard Features:

- LED energy efficient lighting technology
- Lightweight, heavy duty and impact resistant material
- Designed for cable egress to prevent cable pinching when unit is storage or used in a vertical orientation
- Select units contains a backup driver and emergency driver
- The emergency driver is rated 10 Watts and provides emergency egress lighting
- Battery provides egress light for 90 minutes minimum
- Cool white and glare free LED for reduced eye stress
- Green and ecologically friendly materials
- Low power utilization and consumption
- Made in USA

Applications:

- Tunnel Lighting
- Emergency Medical Care
- Task Lighting
- Defense/Safety
- Tent Lighting
- Entertainment Venues
- Utility Maintenance
- Sporting Events




Selection Guide:

| | Part No. | Electrical Rating | Primary Cord Length (feet) | Secondary Cord Length (feet) | Primary Plug (NEMA) | Secondary Connector (NEMA) | Lumens | Color | Weight |
|---------------------------|-----------------|-------------------|----------------------------|------------------------------|---------------------|----------------------------|--------|-------|-----------|
| Standard LED Lighting | 1140-4-LED | 120VAC 1.67A | 5 ft. | None | 5-15 | None | 24,000 | 5000K | 20.7 lbs. |
| | 1140-4F-LED | 120VAC 12A | 5 ft. | .5 ft. | 5-15 | 5-15 | 24,000 | 5000K | 21.5 lbs. |
| | 1140-25-LED | 120VAC 1.67A | 25 ft. | None | 5-15 | None | 24,000 | 5000K | 22.3 lbs. |
| | 1140-25F-LED | 120VAC 12A | 25 ft. | .5 ft. | 5-15 | 5-15 | 24,000 | 5000K | 24.1 lbs. |
| | 1140-50-LED | 120VAC 1.67A | 50 ft. | None | 5-15 | None | 24,000 | 5000K | 24.4 lbs. |
| | 1140-50F-LED | 120VAC 12A | 49.5 ft. | .5 ft. | 5-15 | 5-15 | 24,000 | 5000K | 27.4 lbs. |
| Emergency Egress Lighting | 1140-4-LED-EL | 120VAC 1.67A | 5 ft. | None | 5-15 | None | 24,000 | 5000K | 24.4 lbs. |
| | 1140-4F-LED-EL | 120VAC 12A | 5 ft. | .5 ft. | 5-15 | 5-15 | 24,000 | 5000K | 25.3 lbs. |
| | 1140-25-LED-EL | 120VAC 1.67A | 25 ft. | None | 5-15 | None | 24,000 | 5000K | 26.1 lbs. |
| | 1140-25F-LED-EL | 120VAC 12A | 25 ft. | .5 ft. | 5-15 | 5-15 | 24,000 | 5000K | 27.9 lbs. |
| | 1140-50-LED-EL | 120VAC 1.67A | 50 ft. | None | 5-15 | None | 24,000 | 5000K | 28.1 lbs. |
| | 1140-50F-LED-EL | 120VAC 12A | 49.5 ft. | .5 ft. | 5-15 | 5-15 | 24,000 | 5000K | 31.1 lbs. |

Replacement Parts:

| Part Number | Description |
|-------------|--|
| 1140-TS | Tube shield |
| 1140-P-BLK | End cap with cord grip bushing. It can be used for the primary and secondary side with feed-thru |
| 1140-S-BLK | End cap without cord grip bushing. It can be used for the secondary side of base units only |



Accessories and Services:

| Part Number | Description |
|-------------------|---|
| A FS-PIVOT | FLOORSTAND, PIVOT, 1140 SERIES WIDE AREA LAMP |
| B FS-FOOT | FLOORSTAND, SINGLE FOOT, 1140 SERIES WIDE AREA LAMP |
| C 1140-FS | FLOORSTAND, 4-LEGGED, 1140 SERIES WIDE AREA LAMP, UPRIGHT |
| D 1140-LS | LANYARD STRAP, 1140 WIDE AREA LAMP, STEEL CABLE |
| E N/A | TEMPORARY LIGHTING LAYOUT SERVICES |
| F N/A | RFID TAGGING SERVICES |



Ericson Manufacturing Company
4323 Hamann Parkway
Willoughby, OH 44094, USA



1.800.374.2766
info@ericson.com
ericson.com
L1000521E